


# GRP Investments Company Limited

## BALANCE SHEET

as at 31 December 2006





	Notes	£	£
<b>FIXED ASSETS</b>			
Investments	4	3,000,000	3,000,000
Investment properties	5	15,578,009	13,013,463
Loans	6	3,000,000	-
		<u>21,578,009</u>	<u>16,013,463</u>
<b>CURRENT ASSETS</b>			
Stocks	7	11,203,712	3,889,422
Debtors			
Due within one year	8	373,858	2,385,281
Due after more than one year	8	3,505,163	3,792,000
Cash at bank and in hand		19,981,256	18,877,787
		<u>35,063,989</u>	<u>28,944,490</u>
<b>CREDITORS: amounts falling due and payable within one year</b>	9	(1,202,274)	(876,470)
<b>NET CURRENT ASSETS</b>		<u>33,861,715</u>	<u>28,068,020</u>
<b>TOTAL ASSETS LESS CURRENT LIABILITIES</b>		<u>55,439,724</u>	<u>44,081,483</u>
<b>CREDITORS: amounts falling due and payable after more than one year</b>	10	(10,543,146)	(2,000,200)
		<u>44,896,578</u>	<u>42,081,283</u>
<b>EQUITY CAPITAL AND RESERVES</b>			
Called up share capital	11	4,962	4,962
Share premium account	12	99,235,038	99,235,038
Revaluation reserve	12	7,504,873	4,932,456
Profit and loss account	12	(61,848,295)	(62,091,173)
<b>SHAREHOLDERS' FUNDS</b>	12	<u>44,896,578</u>	<u>42,081,283</u>

Approved by the board on 19/7/13

  
Director

D D Tirathadas

  
**CERTIFIED  
CORRECT**

  
Director

E Gomez



Co-41007-1934708  
G R P INVESTMENTS COMPANY  
Document 481 (15)  
ANNUAL FILING OF ACCOUNTS  
YEAR ENDING 31/12/2006